

## Lignovit Speed Platin

5376

**Metallic wood stain** for professional and industrial use  
System-matched with Lignovit Speed L

### PRODUCT DESCRIPTION

#### General

Water-based, thin-film wood stain based on a high-quality acrylate dispersion. nables spectacular, shimmering metallic colour effects thanks to special pigmentation. The product is characterised by fast drying, very good weather resistance, workability, excellent block resistance and uniform degradation under weathering.  
Optimised for application by Vacumat and spraying.  
Particularly suitable for forced-drying processes.

#### Special properties and standards



- The coating is protected against blue stain and mould by a biocidal active substance.

**Active substance:**

2.4 g/kg (0.24 %) 3-Iod-2-propinylbutylcarbamate

- **French ordinance DEVL1104875A**  
Marking of construction coating products for their emission of volatile pollutants: A+

#### Application area



For non-dimensionally stable and limited dimensionally stable timber components for exterior use, such as e.g. wooden houses, timber cladding, canopies, profile boards, window shutters, balconies, gates.

### PROCESSING

#### Processing instructions



- Please stir the product before use. However, prevent entry of air while stirring.
- The temperature of the product and object, and the room temperature must be at least +10 C.
- The optimal conditions for use are between 15 - 25 °C with a relative atmospheric humidity between 40 - 80 %.
- Do not process it under conditions of intense sunlight, rain, extremely high humidity, strong wind or pending frost.
- Early exposure to water from rain or dew must be prevented!
- For new timber components we recommend an all-over primer coating.
- Resin flow cannot be avoided by the coating.
- Water-soluble wood extracts can be leached particularly by driving rain. This can be minimized by an all-over coating and additional sealing of the end grains.

1-1 IMC 5376 | 02/26 | replaces 1-0

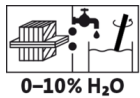
ADLER-Werk Lackfabrik, A-6130 Schwaz

Fon: +43/5242/6922-190, Fax: +43/5242/6922-309, Mail: [technical-support@adler-lacke.com](mailto:technical-support@adler-lacke.com)

Our instructions are based on the current state of knowledge and are intended to advise the buyer/user to the best of our knowledge, but must be individually adapted to the areas of application and processing conditions. The buyer/user is responsible for deciding on the suitability and use of the supplied product, which is why we recommend that a sample be produced to check the suitability of the product. In all other respects, our General Terms and Conditions of Sale apply. All previous data sheets lose their validity with this edition. We reserve the right to make changes to container sizes, color shades and available gloss levels.

- Smooth, planed wooden surfaces are less absorbent and should be given a third coat if necessary.
- The color shade, compatibility and adhesion to the substrate must be checked by creating sample panels.
- Any change in the processing sequence, environmental conditions, non-observance of instructions or the use of products not listed may have an unfavourable effect on the result. Deviations lead to film and adhesion problems as well as to impairments with regard to weathering and color stability.
- Please follow our **ARL 500 - Working guideline for coating non-dimensionally stable and limited dimensionally stable construction elements – General part.**

### Application technique



0-10% H<sub>2</sub>O



	Airless air-supported (Airmix®, Aircoat, etc.)	Brushing	Vacuum coater
Spraying nozzle Ø (mm)	0,23 - 0,33	-	-
Spray nozzle (Ø inch)	0,009 - 0,013	-	-
Nozzle angle (°)	20 - 40	-	-
Spraying pressure (bar)	80 - 100	-	-
Vaporizer Air (bar)	0,5 - 1,5	-	-
Spraying distance (cm)	25	-	-
Diluent	-	-	*
Diluent amount added (%)	-	-	0 - 10
Applied quantity per application (ml/m <sup>2</sup> )	-	80 - 100	-
Total quantity applied (ml/m <sup>2</sup> )	-	80 - 100	-
Applied quantity per application (g/m <sup>2</sup> )	-	-	80 - 100
Total quantity applied (g/m <sup>2</sup> )	-	-	80 - 100
Wet film (µm)	75 - 100	-	-
Total quantity applied (µm)	75 - 100	-	-

\* Dilution with water

The product is ready to use.

Increased consumption can be expected on rough sawn substrates.

The shape and surface condition of the workpiece as well as the type of application influence the actual consumption. Accurate values for consumption must be obtained by applying trial coats in advance.

### Drying times

(at 23 °C and 50 % rel. humidity)



3-4h

Dust-dry (ISO 1517)	approx. 30 minutes
Sandable and recoatable	approx. 3 - 4 hour(s)
Dried through	approx. 12 hour(s)

Example of forced drying:


1 minute evaporation phase at 30°C and 1m/s air speed at the workpiece 7 minutes drying phase at 50°C and 2.5 m/s air speed at the workpiece 3 minutes cooling phase at 15°C and 2.5 m/s at the workpiece	11 minutes
---	------------

The figures given above are reference values. The drying time depends on the type of substrate, coat thickness, temperature, air exchange and relative atmospheric humidity.

Lower temperatures and/or high level of atmospheric humidity can increase the drying time.

Avoid direct sunlight!

### Cleaning the working equipment



With water immediately after use.

To remove dried paint residues we recommend using Aqua-Cleaner (8029) (diluted 1:1 with water).

## SUBSTRATE

### Type of substrate

Softwood as well as plywood materials which are suitable for the exterior, such as, for example, solid wooden boards, glued laminated timber (GLT or Glulam) and solid structural timber (SST).

### Substrate property

The substrate must be dry, clean, capable of holding the paint, free from separating substances such as grease, wax, silicone, resin etc. and free from wood dust, as well as tested for suitability for coating.

A prerequisite for ensuring long durability of the coating is to observe the basic principles of constructional wood preservation.

### Wood moisture

15 % ± 2 %

### Substrate preparation

For optimal durability we recommend to sand smooth wooden surfaces with grain size 80 – 120 in the direction of the fibre, clean thoroughly and remove wood extractives such as, for example, resins and resin pockets. Round off any sharp edges.

Clean resinous timbers containing drying retardant components with Nitro-Verdünner 8017 (8017).

Treat algae, green deposits or mould in outdoor areas with Aviva Fungisan (8308).

## COATING SYSTEM

### General

The following coating system is exemplary.

### Impregnation

If necessary outdoors, apply 1 coat of Lignovit Primo (5358) (applies to timbers of durability class 3-5 according to EN 350) to protect against blue stain, fungal decay and insect infestation.


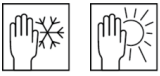
Intermediate drying time: approx. 4 hours

Use wood preservatives safely. Always read the label and observe the respective technical data sheets of the products before use.

Please follow our **ARL 056 - Working guideline for the use of wood preservatives**.

### Primer coat

1 x Lignovit Speed L (5374)

<b>Intermediate sanding</b> 	If necessary: Slight smooth sanding: Grit size 240 – 280 Remove sanding dust.
<b>Finishing coat</b>	1 x Lignovit Speed Platin (5376)
<b>MAINTENANCE</b>	
<b>Care</b>	The durability depends on several factors: these include particularly the type of weathering, constructive protection, mechanical stress and the choice of colour applied. To obtain long durability, regular inspection, maintenance and, if necessary, repair measures are necessary.
<b>Maintenance</b>	Please follow our <b>ARL 504 - Working guideline for coating non-dimensionally stable and limited dimensionally stable construction elements - Maintenance and Repair.</b>
<b>ORDERING INFORMATION</b>	
<b>Size of trading unit</b>	4 l, 22 l
<b>Colour shades / Glosslevels</b> 	<b>Base paint(s):</b> Lignovit Speed Platin Basis W30 (5376000030) <b>Colour shades can be obtained using the ADLER colour mixing system ADLERMix.</b> It is recommended to prepare a trial colour sample on the original substrate using the coating system selected in order to assess the final colour shade. In order to ensure uniformity of the colour shade, use only material with the same batch number on a given surface. Medium colour shades have the best weathering resistance; colours that are too light or too dark should be avoided if exposed to extreme weathering. Please observe our <b>ARL 800- Working guideline for working (including care and maintenance) with ADLER Mix, PUR Mix and Color4You dosing machines.</b>
<b>Supplementary products</b>	Aqua-Cleaner 8029 (8029) Aviva Fungisan (8308) Lignovit Primo (5358) Lignovit Speed L (5374) Nitro-Verdüner 8017 (8017) Please refer to the corresponding technical data sheets of the products.
<b>FURTHER DETAILS</b>	
<b>Durability / storage</b> 	Min. 1 year(s) in the original sealed containers. Make sure the product is protected against moisture, direct sunlight, frost and high temperatures (above 30 °C). Close opened containers well and use up the content as soon as possible.
<b>Technical specifications</b>	VOC content of the ready-to-use mixture: Limit value according to Directive 2004/42/EC for Lignovit Speed Platin (Cat A/d): 130 g/l. Lignovit Speed Platin contains a maximum of 30 g/l VOC.
<b>Giscode</b>	BSW30

---

## Safety information



The product is only suitable for the industrial and professional use.

When sanding, use at least a P2 dust filter as personal safety equipment to protect against abrasive and wood dust.

Ensure good ventilation during application and drying.

The inhalation of paint aerosols during spray application must generally be avoided. This is ensured by the proper use of a respirator (combination filter A2/P2).

Further information on the subject of safety during transport, storage and handling as well as disposal can be found in the relevant safety data sheet. The current version can be accessed on the Internet at [www.adler-lacke.com](http://www.adler-lacke.com).

---