

Aquawood Nativa

5195

Water-based, **natural matt wood stain** for **wood-aluminium windows** professional and industrial use

System-matched in a **3-coat build-up**

PRODUCT DESCRIPTION

General

Water-based, non-yellowing, natural matt wood stain with a particularly natural appearance. The product is characterised by good resistance to light exposure, good scratch resistance, high block resistance, good transparency and good chemical resistance.

Special properties and standards



- **ÖNORM EN 71-3**
Safety of toys; migration of certain elements (free of heavy metals)



- **DIN 53160-1 and DIN 53160-2**
Perspiration and saliva-proof properties



- **declared product in baubook**
Criteria of the "Baubook Ökologisch ausschreiben" fulfilled



- **French ordinance DEVL1104875A**
Marking of construction coating products for their emission of volatile pollutants: A+

Application area



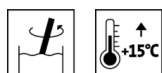
Dimensionally stable wood-aluminium components, such as e.g. windows and front doors.

For humid rooms (e.g. indoor swimming pools) only with a special build-up.

Not suitable for direct outdoor exposure.

PROCESSING

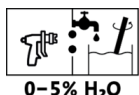
Processing instructions



- Please stir the product before use. However, prevent entry of air while stirring.
- The temperature of the product and object, and the room temperature must be at least + 15 °C.
- The optimal conditions for use are between 15 - 25 °C with a relative atmospheric humidity between 40 - 80 %.
- Too high dry film thicknesses from approx. 120 µm reduce the diffusion capacity and should thus be avoided.

- Sealants must be compatible with the coat and may only be applied once the paint has dried through. Sealing profiles with plasticizers tend to stick together in combination with paints. Please only use those types that have been tested.
- We do not recommend applying two layers of Aquawood Nativa (5195) with intermediate sanding, because due to the content of a matting wax, a polishing effect and therefore a poor intermediate adhesion is possible.
- An intermediate coating with Aquawood Intermedio ISO (5705) is recommended to prevent air inclusions in deep-pored hardwood species and to avoid film interference on larch.
- When changing from Aquawood Nativa (5195) to other water-based paint systems, care must be taken to adequately clean the pipes and spray equipment, preferably with warm water.
- Any change in the processing sequence, environmental conditions, non-observance of instructions or the use of products not listed may have an unfavourable effect on the result.
- Please follow our **ARL 300 - Working guideline for coating dimensionally stable and limited dimensionally stable construction elements - General part** along with all standards and guidelines for window construction.

Application technique



| | Airless | Airless air-supported (Airmix®, Aircoat, etc.) |
|--|---------------|--|
| Spraying nozzle Ø (mm) | 0,28 - 0,33 | |
| Spray nozzle (Ø inch) | 0,011 - 0,013 | |
| Nozzle angle (°) | 20 - 40 | |
| Spraying pressure (bar) | 80 - 100 | |
| Vaporizer Air (bar) | - | 0,5 - 1,5 |
| Spraying distance (cm) | 25 | |
| Diluent | Water | |
| Diluent amount added (%) | 0 – 5 | |
| Applied quantity per application (g/m ²) | 250 - 300 | |
| Wet film (µm) | 250 - 300 | |
| Dry film (µm) | 80 - 120 | |

The shape and surface condition of the workpiece as well as the type of application influence the actual consumption. Accurate values for consumption must be obtained by applying trial coats in advance.

Drying times

(at 23 °C and 50 % rel. humidity)




| | |
|--|-----------------|
| Dust-dry (ISO 1517) | ca. 30 minutes |
| Tack-free | ca. 3 hour(s) |
| Stackable with PE fine foam spacers at room temperature | ca. 5 hour(s) |
| Stackable with PE fine foam spacers after forced drying 20 minutes evaporation zone / dripping zone 90 minutes drying stage (35 – 40 °C) 20 minutes cooling stage | ca. 130 minutes |
| Recoatible | ca. 12 hour(s) |

The figures given above are reference values. The drying time depends on the type of substrate, coat thickness, temperature, air exchange and relative atmospheric humidity.

Lower temperatures and/or high level of atmospheric humidity can increase the drying time.

Avoid direct sunlight!

Cleaning the working equipment



With water immediately after use.

To remove dried paint residues we recommend using Aqua-Cleaner (8029) (diluted 1:1 with water).

SUBSTRATE

Type of substrate

Wood in accordance with the guidelines for window construction.

Substrate property

The substrate must be dry, clean, capable of holding the paint, free from separating substances such as grease, wax, silicone, resin etc. and free from wood dust, as well as tested for suitability for coating.

Wood moisture

13 % ± 2 %

COATING SYSTEM

General

The following coating systems are exemplary.

Impregnation

1 x Aquawood Primo A1 (5451) - Aquawood Primo (5453)

Intermediate drying time: approx. 4 hours

Use wood preservatives safely. Always read the label and observe the respective technical data sheets of the products before use.

Please follow our **ARL 056 - Working guideline for the use of wood preservatives.**

Intermediate coat

1 x Aquawood Intermedio DQ (5706)

or

1 x Aquawood Intermedio ISO (5705)

Intermediate drying: approx. 2 hour(s)

Intermediate sanding



Grit size 220 – 280

Remove sanding dust.

Finishing coat

1 x Aquawood Nativa (5195)

For front doors

An additional application of Aquawood Protect (5128) (colourless two-component varnish) is necessary.

MAINTENANCE

Care

Annual cleaning with Top-Cleaner (7208) and maintenance with Top-Care (7227) in the package with Window Care-Set (7229).

Maintenance

Please follow our **ARL 304 - Working guideline for coating dimensionally stable and limited dimensionally stable construction elements - Maintenance and repair.**

ORDERING INFORMATION

| | |
|------------------------------------|---|
| Size of trading unit | 5 kg, 20 kg, 120 kg poly drum |
| Colour shades / Glosslevels | <p>Colour shades can be obtained using the ADLER colour mixing system ADLERMix.</p> <p>Base paint(s): Aquawood Nativa Farblos, tönbar (5195000220)</p> <p>The final colour is basically obtained from the inherent colour of the wood, the applied quantity, the colour of the impregnation and the colour of the finishing coat.</p> <p>In order to ensure uniformity of the colour shade, use only material with the same batch number on a given surface.</p> <p>It is recommended to prepare a trial colour sample on the original substrate using the coating system selected in order to assess the final colour shade.</p> <p>In order to lay particular emphasis on the wood structure, the colour shade of Aquawood Primo (5453) selected should be darker than the one of Aquawood Nativa (5195).</p> <p>Please observe our ARL 800- Working guideline for working (including care and maintenance) with ADLER Mix, PUR Mix and Color4You dosing machines.</p> |

Supplementary products

Aqua-Cleaner 8029 (8029)
 Aquawood Intermedio DQ (5706)
 Aquawood Intermedio ISO (5705)
 Aquawood Primo A1 (5451)
 Aquawood Primo A2 (5452)
 Aquawood Primo (5453)
 Aquawood Protect (5128)
 Top-Care (7227)
 Top-Cleaner (7208)
 Windoor Care-Set (7229)

Please refer to the corresponding technical data sheets of the products.

FURTHER DETAILS

| | |
|---|--|
| Durability / storage | <p>Min. 1 year(s) in the original sealed containers.</p> <p>Make sure the product is protected against moisture, direct sunlight, frost and high temperatures (above 30 °C).</p> <p>Close opened containers well and use up the content as soon as possible.</p> |
| Technical specifications | <p>VOC content of the ready-to-use mixture: Limit value according to Directive 2004/42/EC for Aquawood Nativa (Cat A/e): 130 g/l. Aquawood Nativa contains a maximum of 30 g/l VOC.</p> |
| Giscode | BSW20 |
| DGNB (German Sustainable Building Council) | Quality level 4 (with factory coating) |
| Safety information | <p>The product is only suitable for the industrial and professional use.</p> <p>The inhalation of paint aerosols during spray application must generally be avoided. This is ensured by the proper use of a respirator (combination filter A2/P2).</p> |

When sanding, use at least a P2 dust filter as personal safety equipment to protect against abrasive and wood dust. In case of hardwood (especially for Beech, Oak) a dust filter P3 is recommended.

Further information on the subject of safety during transport, storage and handling as well as disposal can be found in the relevant safety data sheet. The current version can be accessed on the Internet at www.adler-lacke.com.
